



## AME HOSPITAL FURNISHING CATALOG



**Head Office:**

AME GLOBAL FZE

[www.ameglobalfze.com](http://www.ameglobalfze.com)

Email : [info@ameglobalfze.com](mailto:info@ameglobalfze.com)

**North America Distributor Office:**

AME WORLDWIDE LLC

[www.ameworldwide.com](http://www.ameworldwide.com)

Email: [info@ameworldwide.com](mailto:info@ameworldwide.com)

**Local Distributor:**

Almania Drugs Store

[www.almaniame.com](http://www.almaniame.com)

Email: [info@almaniame.com](mailto:info@almaniame.com)





## Electric Hospital Beds

### FIVE FUNCTION ELECTRIC HOSPITAL BED



#### **HH605E 5-function Electric Care Bed**

Specification: 2120x970x450-720MM

Structure and Design: Steel powder coated frame, Detachable ABS head & foot boards, PP hiding bed fence, Mounted on four 6" deluxe castors with central locked system. Bed board is with soft of link.

- Backrest function: adjusted From 0°to 80° Power system.
- Footrest function: adjusted From 0°to 45°
- Forward Tilting function: From 0°to 12°
- Backward Tilting function: Form 0°to 12°
- High-Low adjusted from 450MM-720MM
- CPR function- quick release the backrest for emergency needed

Option: Mattress, I.V Drip, Over bed table, Bedside locker, Back-Up



## Electric Hospital Beds



### HH603E 3-function Electric Care Bed

Specification: 2120x970x450—720MM

Structure and Design: Steel powder coated frame, Detachable ABS head & foot boards, PP hiding bed fence, Mounted on four 6" castors.

- Backrest function: adjusted from 0° to 80°
- Footrest function: adjusted from 0° to 45°
- High-Low adjusted from 450MM--720MM

Option: Mattress, I.V Drip, over bed table, Bedside locker, Back-Up Power system



### HH603E 3-function Electric Care Bed

Specification: 2120x970x450MM

Structure and Design: Steel powder coated frame, Detachable ABS head & foot boards, PP hiding bed fence, Mounted on four 6" castors.

- Backrest function: adjusted from 0° to 80°
- Footrest function: adjusted from 0° to 45°

Option: Mattress, I.V Drip, over bed table, Bedside locker, Back-Up Power system





## Electric Hospital Beds



### HH604E 3-function Super Low Care Bed

Specification: 2120x970x180MM-600MM

Structure and Design: Steel powder coated frame, Detachable ABS head & foot boards, Aluminum side rail, Mounted on four 6" castors.

- Backrest function: adjusted from 0° to 80°
- Footrest function: adjusted from -90° to 0°.
- High-Low adjusted from 180MM-600MM

Option: Mattress, I.V Drip, over bed table, Bedside locker, Back-Up Power sy



### HH630 3-Function home care bed

Specification: 2100x1100x420-720MM

Structure and Design: Steel powder coated with wood frame, Detachable wood head & foot boards, Mounted on four 5" castors.

- Backrest function: adjusted from 0° to 80°
- Footrest function: adjusted from 0° to 45°
- High-Low adjusted from 420-720MM

Option: Mattress, I.V Drip, over bed table, Bedside locker



## Electric Hospital Beds



### **HH631 2-Function Home Care Bed**

Specification: 2100x1100x450-750MM

Structure and Design: Steel powder coated with wood frame, Detachable wood head & foot boards, mounted on four 5" castors.

- Backrest function: adjusted from 0° to 80°
- Footrest function: adjusted from 0° to 45°
- High-Low adjusted from 420-720MM

Option: Mattress, I.V Drip, over bed table, Bedside locker



### **HH632 3-Function Home Care Bed**

Specification: 2100x1100x340-680MM

Structure and Design: Steel powder coated with wood frame, wood head & foot boards, Mounted on four 5" castors.

- Backrest function: adjusted from 0° to 80°
- Footrest function: adjusted from 0° to 45°
- High-Low adjusted from 420-720MM



Option: Mattress, I.V Drip, over bed table, Bedside locker



## Electric Hospital Beds



### HH633 2-Function Home Care Bed

Specification: 2100x1100x450MM

Structure and Design: Steel powder coated with wood frame, wood head & foot boards.

- Backrest function: adjusted from 0° to 80°
- Footrest function: adjusted from 0° to 45°

Option: Mattress, I.V Drip, over bed table, Bedside locker



### HH634 3-Function Home Care Bed

Specification: 2100x1100x575-815MM

Structure and Design: Steel powder coated with wood frame, wood head & foot boards, Mounted on four 5" castors.

- Backrest function: adjusted from 0° to 80°
- Footrest function: adjusted from 0° to 45°
- High-Low adjusted from 575-815MM



Option: Mattress, I.V Drip, over bed table, Bedside locker



## Manual Hospital Beds



### HH604M 4 Crank Manual Hospital Bed

Specification: 2120x970x450-720MM

Structure and Design: Steel powder coated frame, Detachable ABS head & foot boards, Aluminum Side rail, mounted on four 6" deluxe castors with central locked system.

- Backrest function: adjusted from 0° to 80°
- Footrest function: adjusted from 0° to 45°
- Forward Tilting function: from 0° to 12°
- Backward Tilting function: from 0° to 12°
- High-Low adjusted from 450MM-720MM



Option: Mattress, I.V Drip, over bed table, Bedside locker, Back-Up Power system



## Manual Hospital Beds



### HH603M 3-Crank Manual Care Bed

Specification: 2120x970x 450MM-750MM

Structure and Design: Steel powder coated frame, aluminum side rail, Detachable ABS head & foot boards mounted on four 5" castors.

- Backrest function: adjusted from 0° to 80°
- Footrest function: adjusted from 0° to 45°
- High-Low adjusted from 450mm-750mm

Option: Mattress, I.V Drip, over bed table, Bedside locker



### HH601M 1-Crank Manual Care Bed

Specification: 2120x970x450MM

Structure and Design: Steel powder coated frame, aluminum side rail, Detachable ABS head & foot boards

- Backrest function: adjusted from 0° to 80°

Option: Mattress, I.V Drip, over bed table, Bedside locker







## Manual Hospital Beds



### HH600 Flat Care Bed

Specification: 2120x970x450MM

Structure and Design: Steel powder coated with ABS head/foot boards

Option: Mattress, I.V Drip, over bed table, Bedside locker



## Rolling Beds



### HH606E 4-function Electric Rolling Care Bed

Specification: 2120x970x450MM-750MM

Structure and Design: Steel powder coated Aluminum side rail. Detachable ABS head & foot boards

- Backrest function: adjusted from 0° to 80°
- Footrest function: adjusted from 0° to 45°
- Right and left Lateral tilting from 0° to 30°
- High-Low adjusted from 450MM-750MM

Option: Mattress, I.V Drip, over bed table, Bedside locker



### HH606M 4-Crank Manual Rolling Care Bed

Specification: 2120x970x450MM-750MM

Structure and Design: Steel powder coated frame, Aluminum side rail, Detachable ABS head & foot boards.

- Backrest function: adjusted from 0° to 80°
- Footrest function: adjusted from 0° to 45°
- Right and left Lateral tilting from 0° to 30°
- High-Low adjusted From 450MM-750MM

Option: Mattress, I.V Drip, over bed table, Bedside locker





## Manual Rolling Orthopedic Bed



### HH608M 3-Crank Orthopedic Care Bed

Specification: 2120x970x450MM-750MM

Structure and Design: Steel powder coated frame, Aluminum side rail, Detachable ABS head & foot boards.

- Backrest function: adjusted from 0° to 80°
- Lift Footrest function: adjusted from 0° to 60°
- Right Footrest function: adjusted from 0° to 45°
- High-Low adjusted from 450MM-750MM

Option: Mattress, I.V Drip, over bed table, Bedside locker





## Children's Beds



### HH626 Children's Hospital Bed

Specification: 1600x700x1300MM

Structure and design: steel powder coated frame.

Option: Mattress, I.V drip, over bed table, bedside locker.



### HH628 1-Function Children's Hospital Bed

Specification: 1600x700x1300MM

Structure and design: Steel powder coated frame

- Backrest function: adjusted from 0° to 80°

Option: Mattress, I.V drip, over bed table, bedside locker





## Manual Beds



### HH610 1-Hand-lifting Hospital Bed

Specification: 2000 x 900 x 500MM

Structure and design: Steel powder coated frame with metal mesh boards, 5" Castor.

- Backrest function: adjusted from 0° to 80°

Option: Mattress, I.V drip, over bed table, bedside locker



### HH611 2-Crank Manual Care Bed

Specification: 2000x900x500MM

Structure and Design: Steel frame, mesh metal bed board, and S.S side rail

Detachable head & foot boards, mounted on four 5" castors.

- Backrest function: adjusted from 0° to 80°
- Footrest function: adjusted from 0° to 45°

Option: Mattress, I.V Drip, over bed table, Bedside locker





## Manual Beds



### HH612 2-Crank Manual Care Bed

Specification: 2000x900x500MM

Structure and Design: Stainless Steel frame, mesh metal bed board, and S.S side rail Detachable wood head & foot boards, mounted on four 5" castors.

- Backrest function: adjusted from 0° to 80°
- Footrest function: adjusted from 0° to 45°



Option: Mattress, I.V Drip, over bed table, Bedside locker



### HH614 1-Crank Manual Care Bed

Specification: 2000x900x500MM

Structure and Design: Stainless Steel frame, mesh metal bed board, detachable heads & foot boards.

- Backrest function: adjusted from 0° to 80°

Option: Mattress, I.V Drip, over bed table, Bedside locker, castors





## Manual Beds



### HH615 2-Crank Manual Care Bed

Specification: 2000x900x500MM

Structure and Design: Steel powder coated frame, Detachable head & foot boards. Mesh metal bed boards.

- Backrest function: adjusted from 0° to 80°
- Footrest function: adjusted from 0° to 45°



Option: Mattress, I.V Drip, over bed table, Bedside locker, Castors



### HH616 Simple Hospital Bed

Specification: 2000x900x500MM

Structure and Design: Steel powder coated frame, Detachable head & foot boards.

Option: Mattress, I.V Drip, over bed table, Bedside locker, Castors



## Simple Electric Hospital Bed



### HH613 1-Crank Electric Hospital Bed

Specification: 2000x900x500MM

Structure and Design: Steel powder coated frame, Detachable head & foot boards.

- Backrest function: adjusted from 0° to 80°

Option: Mattress, I.V Drip, over bed table, Bedside locker, Castors







## Manual Beds



### HH603S 3-Crank Manual S.S Bed

Specification: 2060x900x460MM-710MM

Structure and Design: Stainless Steel frame, Detachable head & foot boards and side rail.

- Backrest function: adjusted from 0° to 80°
- Footrest function: adjusted from 0° to 45°
- High-Low adjusted from 460MM-710MM



Option: Mosquito net holder, Mosquito net, Mattress, I.V Drip, over bed table, Bedside locker.



### HH606S 4-Crank Manual Rolling S.S Bed

Specification: 2060x900x560MM-810MM

Structure and Design: Stainless Steel frame, Detachable ABS head & foot boards and side rail.

- Backrest function: adjusted from 0° to 80°
- Footrest function: adjusted from 0° to 45°
- Right and left Lateral tilting from 0° to 30°
- High-Low adjusted from 560MM-810MM



Option: Mattress, I.V Drip, over bed table, Bedside locker.



## Manual Beds



### HH608S 3-Crank Orthopedic S.S Bed

Specification: 2060x1000x450MM

Structure and Design: Stainless Steel frame, Detachable ABS head & foot boards and side rail.

- Backrest function: adjusted from 0° to 80°
- Lift Footrest function: adjusted from 0° to 60°
- Right Footrest function: adjusted from 0° to 45°

Option: Mattress, I.V Drip, over bed table, Bedside locker.



### HH602S 2-Function Manual S.S Bed

Specification: 2060x900x450MM

Structure and Design: Stainless Steel frame, Detachable stainless steel side rail, 5" Castor

- Backrest function: adjusted from 0° to 80°
- Footrest function: adjusted from 0° to 45°



Option: Mosquito net holder, Mosquito net, Mattress, I.V Drip, Over bed table, Bedside locker.



## Manual Beds



### HH601S 1-Function Manual S.S Bed

Specification: 2060x900x450MM

Structure and Design: Stainless Steel frame, Detachable stainless steel side rail.

- Backrest function: adjusted from 0° to 80°

Option: Mosquito net holder, Mosquito net, Mattress, I.V Drip, Over bed table, Bedside locker.



### HH600S Flat S.S Bed


Specification: 2060x900x450MM

Structure and Design: Stainless Steel frame, Detachable head & foot boards and side rail.

Option: Mosquito net holder, Mosquito net, Mattress, I.V Drip, over bed table, Bedside locker.



## Stretchers



### HH203 ABS Jointing Stretcher

Specification: 3650x640x640-970MM

Packing Size: A part (2160x710x770MM)

N.W: 95KG 1pc/ctn.

B part (1870\*640\*630 MM)

N.W:70K1pc/ctn

Max loading: 250KG

Structure and Design: Aluminum frame with ABS bed board and PE side rail, central locked castors, Imported gas spring.

*Used for the patient transferred from the outside to the inside operation room to avoid any cross infection.*

- Backrest function: adjusted from 0°to 80°
- High-Low adjusted from 640MM--970MM

Option: Mattress, I.V Pole.



# Stretchers



## HH201 Luxurious Manual Emergency Stretcher

Specification: 1950\*640\*500-900MM

Packing Size: 2160\*710\*770MM

N.W.: 75KG 1pc/ctn

Max loading: 250KG



Structure and Design: ABS with PE siderail, central locked castors, *Used for the patient service or emergency sickroom for moving patients. Imported gas spring.*

- Backrest function: adjusted from 0°to80°
- High-Low adjusted from 500MM--900MM

Option: Mattress, I.V Pole.



## HH201 Luxurious Hydraulic Emergency Stretcher

Specification: 1960x700x630-930MM

Packing Size: A part (2160x710x770MM)



N.W.: 95KG 1pc/ctn

Max loading: 250KG

Structure and Design: ABS with PE side rail, central locked castors, *Used for the patient service or emergency sickroom for moving patients. Imported gas spring.*

- Backrest function: adjusted from 0°to80°
  - Forward titling function: from 0°to 12°
  - Backward tilting function: from 0°to 12°
  - High-Low adjusted from 630MM--930MM
- Option: Mattress, I.V Pole.



## Stretchers



### HH205 Loading Stretcher

Specification: 1900\*550\*500mm

Packing Size: 1950\*600\*350mm

N.W.: 28 KG 1pc/ctn

Max loading: 160KG

Structure and Design: Aluminum frame, Swing down side rail. PVC mattress

- Backrest function: adjusted from 0° to 80°
- Footrest function: adjusted from -90° to 0°

Option: I.V Drip





## Loading Stretchers



### HH206 Loading Stretcher

Specification: 1920\*530\*880mm

Packing Size: 2000\*640\*300MM

N.W: 38 KG 1pc/ctn

Max loading: 160KG

Structure and Design: Aluminum frame, Swing down side rail. PVC mattress

- Backrest function: adjusted from 0° to 80°

Option: I.V Drip.



## Stretcher Trolleys



### HH207 Stretcher Trolley

Specification: 1900×750×450MM--700MM

Structure and Design: Stainless Steel frame, Swing down side rail, Four simple castors with locker. PVC mattress

- Backrest function: adjusted from 0° to 80°
- Footrest function: adjusted from 0° to 40°
- High-Low adjusted from 450MM-700MM

Option: I.V Drip, Oxygen cylinder holder.



### HH208 Stretcher Trolley

Specification: 1900×750×450MM

Structure and Design: Stainless Steel frame, Swing down side rail, four simple castors with locker. PVC mattress

- Backrest function: adjusted from 0° to 80°
- Footrest function: adjusted from 0° to 40°

Option: I.V Drip, I.V Drip, Oxygen cylinder holder.







## Stretchers



### HH209 Stretcher Trolley

Specification: 1900×750×450MM

Packing: 1950x780x750mm      N.W: 60kg 1pc/ctn      Max loading: 160kg

Structure and Design: Stainless Steel frame, Swing down side rail. Four simple castors with locker .PVC mattress

- Backrest function: adjusted from 0°to 80°
- Footrest function: adjusted from 0°to 40°

Option: I.V Drip, I.V Drip, Oxygen cylinder holder



### HH210 Loading Stretcher

Specification: 1900×550×400MM--900MM

Packing: 1950x600x350MM      N.W: 38kg 1pc/ctn      Max loading: 160kg

Structure and Design: Aluminum frame, Swing down side rail. PVC mattress

- Backrest function: adjusted from 0°to 80°
- High-Low adjusted from 400MM-900MM

Option: I.V Drip





## Stretchers



### HH211 Transfer Stretcher

Specification: 1950×640×450MM

Packing: 2160x1710x 500MM

Structure and Design: Stainless Steel frame with simple locked castors, Used for the patient transferred from the outside to the inside operation room to avoid any cross infection.

Option: Mattress, I.V Pole.



### HH212 Transfer Stretcher

Specification: 1950×600×760MM

Packing: 2000x500x720MM

Structure and Design: Stainless Steel frame with simple locked castors, Used for the patient transferred from the outside to the inside operation room to avoid any cross infection.

Option: Mattress, I.V Pole.



## Stretchers



### HH213 Transfer Stretcher

Specification: 1900×530×500-970MM

Packaging: 2000x550x500MM

N.W: 95kg 1pc/ctn

Max loading: 150kg

Structure and Design: Stainless Steel frame, central locked castors, Used for the patient transferred from the outside to the inside operation room to avoid any cross infection

- High-Low adjusted from 500MM-970MM



# Operation Theatre/ Delivery Table



## HH667 Electric Operation Table

Specification: 2070x480x650MM-970MM

Construction: stainless steel frame and the table pad is adept with self conglated material, stands fire, corrosion resistance and easy to clean.

Introduction: Advanced luxurious automatic operation table, used for different operating requirements, *can be radiographed at every part of the body.*

Table Size:	1980×500mm
Hi-Lo adjusted:	600-850mm
Table forward tilt	80° /-20°
Table back tilt	20° /30°
Table side tilt	20° /30°
Oil pump vertical travel route	250mm
Back rest	≥75° ≥10°
Leg section	down adjustable 0-90°
Capacity:	200kg

### Motor Status:

Voltage: 120V ± 10%, 50-60Hz

AMPS: 1.6 AMPS

Output Volatge: DC 24V

Duty cycle: max 10% or 6 mins/hr in continuous use

Ambient temperature: +5°C to 40°C


Compact high power toroidal transformer ensures low pressure consumption and low electromagnetic emissions.



BACKREST TILT  
≥80° ≥20°



HI-LOW ADJUSTED  
200MM



FOR-BACK TILT  
≥20° ≥30°



LE-RE TILT  
≥20° ≥30°



DOWN AJUSTABLE  
90°



## Electric Gynecologic Table



Table Size:	1800×600mm
Hi-Lo adjusted:	650-900mm
Back rest	0-75°
Forward -backward tilting	20-30°
Gross weight	200KG
Capacity	180KG
castor	Footstep control central locked

### HH665 Electric Gynecologic Table

Specifications: 1800x600x650/900MM (L x W x H) Construction: Stainless steel frame with leather table surface.

Introduction: Luxury Gynecological table used for professional gynecological surgery, gyne examination, caesarian general gyne.



BACKREST TILT  
≥80° ≥20°



HI-LOW ADJUSTED  
200MM



FOR-BACK TILT  
≥20° ≥30°



## General Operation Table



Table Size:	2100x480mm
Hi-Lo adjusted:	780-1020mm
Table forward tilt	$\geq 25^\circ$
Table back tilt	$\geq 20^\circ$
Table side tilt	$\geq 18^\circ$
Oil pump vertical travel route	240mm
Head rest (up down adjusted and detachable)	270x380mm
Back rest	500x480mm, $\geq 75^\circ$ $\geq 10^\circ$
Seat section	450x480
Leg section	500x480mm, down adjustable 0-90°
Foot rest	200x533mm

### HH668 General Operating Table

**Specifications:** 2100x480x780/ 1020MM (L x W x H)

**Construction:** Steel frame & leather surface of the sponge mattress.

**Introduction:** Widely used for various hospitals, it is suited for general operation in chest & abdomen surgery, eyes, ears, nose, throat, OG GYN, urological and orthopedics





## Multi function Manual Gynecological Table



Table Size:	1750×600mm/1240×600mm
Hi-Lo adjusted:	650-900mm
Backrest adjusted	≥45° ≥10°
Footrest table size	490×490mm
Capacity	200kg

**Specification:** 1750×600×650(900)MM(L×W×H)  
1240×600×650(900)MM(L×W×H)

**Construction:**Stainless Steel frame with the leather surface of mattress.

**Introduction:**

- 1,Back section up to  $\geq 45^\circ$  ,down to  $10^\circ$  by turning the hand-wheel
- 2, Seat section up to  $\geq 8^\circ$  , down to  $\geq 20^\circ$  by turning the hand-wheel
- 3,Let two locating pins into positions on seat plate,tight it with spanner when using the auxiliary
- 4,stepping on the long bar of the foot-pedal to make tabletop up ,stepping on the pedal to the end to enable table top down.
- 5, When stepping on the short bar of footpedal, unit wheel to the float and unit can be moved, step the pedal once more to fix the unit .



BACKREST TILT  
 $\geq 80^\circ \geq 20^\circ$



HI-LOW ADJUSTED  
200MM



FOR-BACK TILT  
 $\geq 20^\circ \geq 30^\circ$



## Delivery Table



### HH640 Delivery Table

- 1) Stainless Steel Table
- 2) Size: 1900x650x800MM



### HH641 Delivery Table

- 1) Stainless Steel Table
- 2) Size: 1900x550x800MM



### HH642 Delivery Table

- 1) Stainless Steel powder coated
- 2) Size: 1900x550x800MM



### HH643 Examination Table

- 1) Stainless Steel leg with powder coated board, PVC mattress
- 2) Size: 1850x650x700MM



### HH644 Examination Table

- 1) Stainless Steel
- 2) Size: 1900x600x650MM



### HH645 Examination Table

- 1) Stainless Steel
- 2) Size: 1800x700x650MM





## Hospital Equipment



### HH646 Over bed table

- 1) Steel frame with plastic top, height adjustable.
- 2) Size: 900x540x720-1020MM



### HH647 Over bed table

- 1) Steel frame with wood top, height adjustable.
- 2) Size: 870x530x670-990MM



### HH648 Over bed table

- 1) Steel frame with wood top.
- 2) Size: 1000x350x850MM



### HH655 Over bed table

- 1) Steel frame with wood top
- 2) Size: 850x400x530-830MM



### HH656 Over bed table

- 1) Steel frame with wood top
- 2) Size: 850x400x530-830MM



### HH656 Over bed table

- 1) Steel frame with wood top
- 2) Size: 850x400x530-830MM



## Baby Cribs



**HH649 Baby Crib**

- 1) Plastic and steel frame, forward tilting from 0° to 12°
- 2) Size: 870x530x920-1070MM



**HH650 Baby Crib**

- 1) Plastic and steel frame
- 2) Size: 800x4800x530MM



**HH651 Baby Crib**

- 1) Stainless Steel frame
- 2) Size: 800x480x900MM



**HH652 Baby Crib**

- 1) Plastic and stainless steel frame
- 2) Size: 800x480x900MM



**HH653 Baby Crib**

- 1) Plastic and steel frame, forward tilting from 0° to 12°
- 2) Size: 820x500x850MM



**HH654 Baby Crib**

- 1) Stainless Steel frame
- 2) Size: 800x450x850MM



## Hospital Chairs



### HH680 Infusion Chair

- 1) Steel frame, powder coated
- 2) Size: 760x700x1120MM



### HH681 Infusion Chair

- 1) Steel frame, powder coated
- 2) Size: 760x700x1120MM



### HH682 Infusion Chair

- 1) Steel frame, powder coated
- 2) Size: 760x700x1120MM



### HH683 Infusion Chair

- 1) Steel frame, powder coated
- 2) Size: 760x700x1020MM





## Hospital Chairs

### HH684 Sleeping Chair

- 1) Steel frame, powder coated
- 2) Size: 730x520x730-1900MM



### HH685 Sleeping Chair

- 1) Steel frame, powder coated
- 2) Size: 730x520x730-1900MM



### HH686 Sleeping Chair

- 1) Steel frame, powder coated
- 2) Size: 730x520x730-1900MM



### HH687 Sleeping Chair

- 1) Steel frame, powder coated
- 2) Size: 730x520x730-1900MM



## Doctor's Stools



**HH688 Doctor's Stool**

- 1) Steel frame, Chrome
- 2) Size: 450-650MM



**HH689 Doctor's Stool**

- 1) Plastic Frame
- 2) Size: 450-650MM



**HH690 Doctor's Stool**

- 1) Steel Frame, Chrome
- 2) Size: 450-650MM



**HH691 Doctor's Stool**

- 1) Steel Frame, Chrome
- 2) Size: 450-650MM



**HH695 Doctor's Stool**

- 1) Plastic Base
- 2) Size: 450-650MM



**HH696 Doctor's Stool**

- 1) Plastic Base
- 2) Size: 450-650MM



**HH697 Doctor's Stool**

- 1) Stainless Steel frame
- 2) Size: 450-700MM



## Hospital Chairs



### HH694 Infusion Chairs (I.V pole available)

#### Size:

1940x680x850MM (3 seat)

1510x680x850MM (2 seat)

800x680x800MM (1 seat)



## Hospital Chairs



### **HH692 Waiting Chair**

- 1) Chrome Steel Frame
- 2) Size: 1740x680x800MM

### **HH693 Waiting Chair**

- 1) Stainless Steel Frame
- 2) Size: 1740x680x800MM





## Stretchers



**HH250 Aluminum Stretcher**


1) Size: 2050x530x130MM



**HH251 Aluminum Stretcher**

1) Two Folding Type

2) Size: 2050x530x130MM



**HH252 Aluminum Stretcher**

1) Four Folding Type

2) Size: 2050x530x130MM



**HH253 Aluminum Stretcher**

1) Size: 1960x740x470MM





## Medical Trolleys



HH101



HH102



HH103

### HH101 Crash Cart (Emergency Trolley)

- 1) ABS Frame
- 2) Size: 850x520x950MM

### HH102 Crash Cart (Emergency Trolley)

- 1) ABS Frame
- 2) Size: 850x520x950MM

### HH103 Crash Cart (Emergency Trolley)

- 1) ABS and Alum, steel
- 2) Size: 1200x460x850MM



HH104



HH105



HH106

### HH104 Crash Cart (Emergency Trolley)

- 1) ABS and Alum, steel
- 2) Size: 600x400x860MM

### HH105 Crash Cart (Emergency Trolley)

- 1) ABS and Alum, steel
- 2) Size: 800x4000x860MM

### HH106 Therapy Trolley

- 1) ABS and Alum, steel
- 2) Size: 930x480x900MM



## Medical Trolleys

### HH170 Therapy Trolley

- 1) ABS and Alum, steel
- 2) Size: 650x420x800MM



### HH108 Therapy Trolley

- 1) ABS and Alum, steel
- 2) Size: 650x420x800MM



### HH109 Therapy Trolley

- 1) ABS and Alum, steel
- 2) Size: 550x550x800MM



### HH110 Infusion Trolley

- 1) Steel Frame Powder coated
- 2) Size: 1100x750x440MM



### HH111 Infusion Trolley

- 1) Steel Frame Powder coated
- 2) Size: 1100x665x1100MM



### HH112 Anesthesia Cabinet

- 1) Stainless Steel Frame
- 2) Size: 650x420x870MM



## Medical Trolleys and Holders



### **HH118 Anesthesia Cabinet**

- 1) Stainless Steel Frame
- 2) Size: 700x450x850MM



### **HH113 Waiting Cabinet**

- 1) ABS and Alum, Steel
- 2) Size: 970x410x410MM



### **HH114 Sleeping Cabinet**

- 1) ABS and Alum, Steel
- 2) Size: 970x410x410MM



### **HH115 Anesthesia Cabinet**

- 1) Stainless Steel Frame
- 2) Size: 500x400x860MM



### **HH116 Medical Records Holder**

- 1) Stainless Steel Frame: 40/50/60 layers
- 2) Size: 1050x670x370MM



### **HH117 History Folder Holder**

- 1) Stainless Steel Frame: 25/30 layer
- 2) Size: 890x360x320MM



## Medical Trolleys and Holders



**HH119 Dressing Trolley**

- 1) Stainless Steel Frame
- 2) (M) Size: 660x440x860MM
- 3) (S) Size: 600x400x860MM



**HH120 Dressing Trolley**

- 1) Stainless Steel Frame
- 2) (M) Size: 660x440x860MM
- 3) (S) Size: 600x400x860MM



**HH121 Dressing Trolley**

- 1) Stainless Steel Frame
- 2) Size: 500x400x860MM



**HH122 Dressing Trolley**

- 1) Stainless Steel Frame
- 2) (L) Size: 700x480x860MM
- 3) (M) Size: 660x440x860MM
- 4) (S) Size: 600x400x860MM



**HH123 Dressing Trolley**

- 1) Stainless Steel Frame
- 2) (L) Size: 800x480x850MM
- 3) (M) Size: 720x430x850MM
- 4) (S) Size: 500x400x850MM



**HH124 Dressing Trolley**

- 1) Stainless Steel Frame
- 2) Size: 800x400x860MM



**HH125 Dressing Trolley**

- 1) Stainless Steel Frame
- 2) Size: 700x450x850MM



**HH127 Dressing Trolley**

- 1) Stainless Steel Frame
- 2) Size: 550x410x860MM



## Medical Trolleys and Holders



**HH126 Dressing Trolley**

- 1) Stainless Steel Frame
- 2) Size: 1065x546x970MM



**HH128**



**HH129**

**HH128 Nursing Trolley**

- 1) Stainless Steel Frame
- 2) Size: 450x650x850MM

**HH129 Nursing Trolley**

- 1) Stainless Steel Frame
- 2) Size: 900x500x850MM



**HH132 Nursing Trolley**

- 1) Stainless Steel Frame
- 2) (L) Size: 1550x460x930MM
- 3) (M) Size: 1400x460x900MM
- 4) (S) Size: 1200x460x900MM



**HH131 Nursing Trolley**

- 1) Stainless Steel Frame
- 2) Size: 550x550x800MM



**HH130 Nursing Trolley**

- 1) Stainless Steel Frame
- 2) Size: 550x550x800MM



## Medical Trolleys and Holders



**HH135 Nursing Cart**

- 1) Plastic Frame
- 2) Size: 610x370x830MM
- 3) : 710x460x910MM



**HH136 Nursing Cart**

- 1) Plastic Frame with one drawer
- 2) Size: 610x370x830MM



**HH137 Nursing Cart**

- 1) Plastic Frame with two drawers
- 2) Size: 710x460x910MM



**HH138 Nursing Cart**

- 1) Plastic Frame
- 2) Size: 610x370x830MM
- 3) : 710x460x910MM



**HH139 Nursing Cart**

- 1) Plastic Frame with one drawer
- 2) Size: 610x370x830MM



**HH140 Dressing Trolley**

- 1) Plastic Frame with one drawer
- 2) Size: 610x370x830MM



## Medical Trolleys and Holders



### **HH141 Nursing Cart**

- 1) Plastic with stainless steel Frame
- 2) Size: 720x460x900MM
- 3) : 820x510x900MM



### **HH142 Nursing Cart**

- 1) Plastic with stainless steel frame
- 2) Size: 720x460x900MM
- 3) : 820x510x900MM



### **HH143 Nursing Cart**

- 1) Plastic with stainless steel Frame
- 2) Size: 720x460x900MM
- 3) : 820x510x900MM



### **HH145 Nursing Cart**

- 1) Plastic with stainless steel frame
- 2) Size: 720x460x900MM
- 3) : 820x510x900MM



## Ward Equipment



**HH150 Clothes Cupboard**

- 1) Steel frame, powder coated
- 2) Size: 900x400x1850MM



**HH151 Clothes Cupboard**

- 1) Steel frame, powder coated
- 2) Size: 900x400x1850MM



**HH152 Clothes Cupboard**

- 1) Steel frame, powder coated
- 2) Size: 900x400x1850MM



**HH153 Clothes Cupboard**

- 1) Steel frame, powder coated
- 2) Size: 900x400x1850MM



**HH154 Appliance Cupboard**

- 1) Stainless Steel Frame
- 2) Size: 900x400x1750MM



**HH155 Appliance Cupboard**

- 1) Stainless Steel Frame
- 2) Size: 900x400x1750MM



**HH158 Storage Frame**

- 1) Stainless Steel Frame
- 2) Size: 1500x900x400MM





## Ward Equipment



### HH157 Working Table

- 1) Stainless Steel Frame
- 2) Size: 1200x600x800MM



### HH156 Working Table

- 1) Stainless Steel Frame
- 2) Size: 1800x700x800MM



# Ward Equipment



**HH159 Bedside Locker**

- 1) ABS frame
- 2) Size: 480x480x760MM



**HH160 Bedside Locker**

- 1) ABS frame
- 2) Size: 480x480x760MM



**HH161 Bedside Locker**

- 1) ABS frame
- 2) Size: 480x480x760MM



**HH166 Bedside Locker**

- 1) ABS frame
- 2) Size: 500x500x700MM



**HH167 Bedside Locker**

- 1) Steel frame, powder coated
- 2) Size: 480x480x760MM



**HH162 Bedside Locker**

- 1) Steel frame, powder coated
- 2) Size: 480x480x760MM



**HH163 Bedside Locker**

- 1) Steel frame, powder coated
- 2) Size: 480x480x760MM



**HH164 Bedside Locker**

- 1) Steel frame, powder coated
- 2) Size: 480x480x760MM



**HH165 Bedside Locker**

- 1) Stainless Steel frame
- 2) Size: 450x420x800MM



## Ward Equipment



### HH301 Mattress

- 1) Cloth cover with sponge
- 2) Size: 1850x840x800MM



### HH302 Mattress

- 1) Cloth cover with sponge
- 2) Size: 1850x840x800MM



### HH303 Mattress

- 1) Cloth cover with sponge
- 2) Size: 1850x840x800MM



### HH304 Mattress

- 1) Cloth cover with sponge
- 2) Size: 1850x840x800MM



### HH305 Air Mattress

- 1) Nylon
- 2) Size: 800x400x860MM



### HH306 Air Mattress

- 1) Nylon
- 2) Size: 650x450x800MM



### HH309 Wash Stand

- 1) Stainless Steel Frame
- 2) Size: 445x374x735MM



### HH308 Wash Stand

- 1) Stainless Steel Frame
- 2) Size: 840x374x735MM



### HH307 Wash Stand

- 1) Stainless Steel Frame
- 2) Size: 840x374x735MM



## Ward Equipment



**HH310**



**HH311**



**HH312**

**HH310 I.V. Pole**

- 1) Stainless Steel frame with steel base
- 2) Size: 1100-1800MM

**HH311 I.V. Pole**

- 1) Stainless Steel frame with plastic base
- 2) Size: 1100-1800MM

**HH312 I.V Pole**

- 1) Stainless Steel frame with chrome base
- 2) Size: 1100-1800MM



**HH316 Wash Stand**

- 1) Stainless Steel Frame
- 2) Size: 445x374x735MM



**HH313**



**HH314**



**HH315**

**HH313 Mayo Instrument Stand**

- 1) Chrome steel frame with stainless steel frame
- 2) Size: 490x340x736-1117MM

**HH314 Mayo Instrument Stand**

- 1) Chrome steel frame with stainless steel frame
- 2) Size: 490x340x810-1270MM

**HH315 Mayo Instrument Stand**

- 1) Chrome steel frame with stainless steel frame
- 2) Size: 490x340x810-1270MM



**HH317 Mayo Instrument Stand**

- 1) Stainless Steel Frame
- 2) Size: 600x400x950-1300MM



# Ward Equipment



**HH318 Mayo Instrument Stand**

- 1) Stainless Steel Frame
- 2) Size: 600x400x950-1300MM



**HH340 Folding Ward Screens**

- 1) Stainless Steel Frame
- 2) Four folding
- 3) 2400x1750x600MM



**HH341 Folding Ward Screens**

- 1) Stainless Steel Frame
- 2) Three folding
- 3) 1800x1750x600MM



**HH343 Over bed table-Plastic Top**

- 1) Plastic with plastic top
- 2) Size: 600x400x860



**HH347 History Folder**

- 1) Stainless Steel Frame



**HH345 X-Ray Viewer**

- 1) Alum Frame
- 2) Size: 1200x460x850MM



**HH344 X-Ray Viewer**

- 1) Alum Frame
- 2) Size: 650x420x850



**HH346 over Bed Table**

- 1) Plastic with wooden top
- 2) Size: 800x400x860MM



**HH348 History Folder**

- 1) Plastic Frame



## Ward Equipment



**HH349 Bed Pan**

1) Plastic Frame



**HH350 Male Urinal**

1) Plastic Frame



**HH351 Male Urinal**

1) Plastic Frame



**HH352 Female Urinal**

1) Plastic Frame



**HH353 Male & Female Urinal**

1) Stainless Steel frame



**HH354 Bed Pan**

1) Stainless Steel frame



**HH355 Bed Pan**

1) Plastic frame



## Ward Equipment



**HH357**



**HH358**

**HH357 Patient Step**

- 1) Stainless Steel Frame
- 2) Size: 520x430x500MM

**HH358 Patient Step**

- 1) Stainless Steel Frame
- 2) Size: 520x430x500MM



**HH394 Steel Dirty Bucket**

- 1) Steel Frame
- 2) 8L, (205X280) MM, 10L, 12L, 20L, 25L



**HH356 Patient Step**

- 1) Stainless Steel Frame
- 2) Size: 500x430x1000MM



**HH359**

**HH359 Patient Step**

- 1) Stainless Steel Frame
- 2) Size: 500x430x241MM



**HH360**

**HH360 Patient Step**

- 1) Stainless Steel Frame
- 2) Size: 520x430x500MM



**HH393 Kick Bucket**

- 1) Stainless Steel Frame
- 2) 1.2L



## Ward Equipment & Spare Parts



### HH392 Kick Bucket

- 1) Stainless Steel Frame
- 2) 350MM



### B01



### HH395 Oxygen Trolley

- 1) Steel frame- chrome
- 2) 100x960-110MM



### HH396 Oxygen Trolley

- 1) Steel frame - chrome
- 2) 100x960-110MM



### B02





# Spare Parts




**B03**



**B04**



**B07**



**B05**



**B06**



**B08**



**B10**



**B11**



**B12**



## Spare Parts




**B13**



**B14**



**B15**



**B16**



**B17**